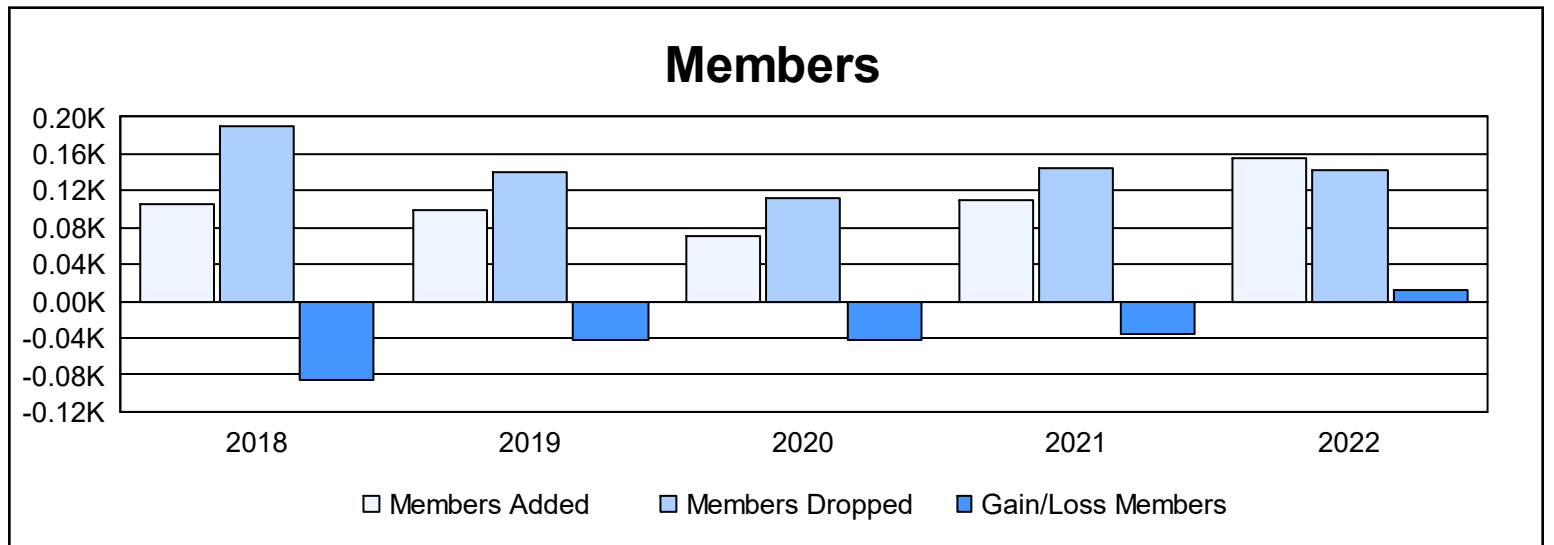
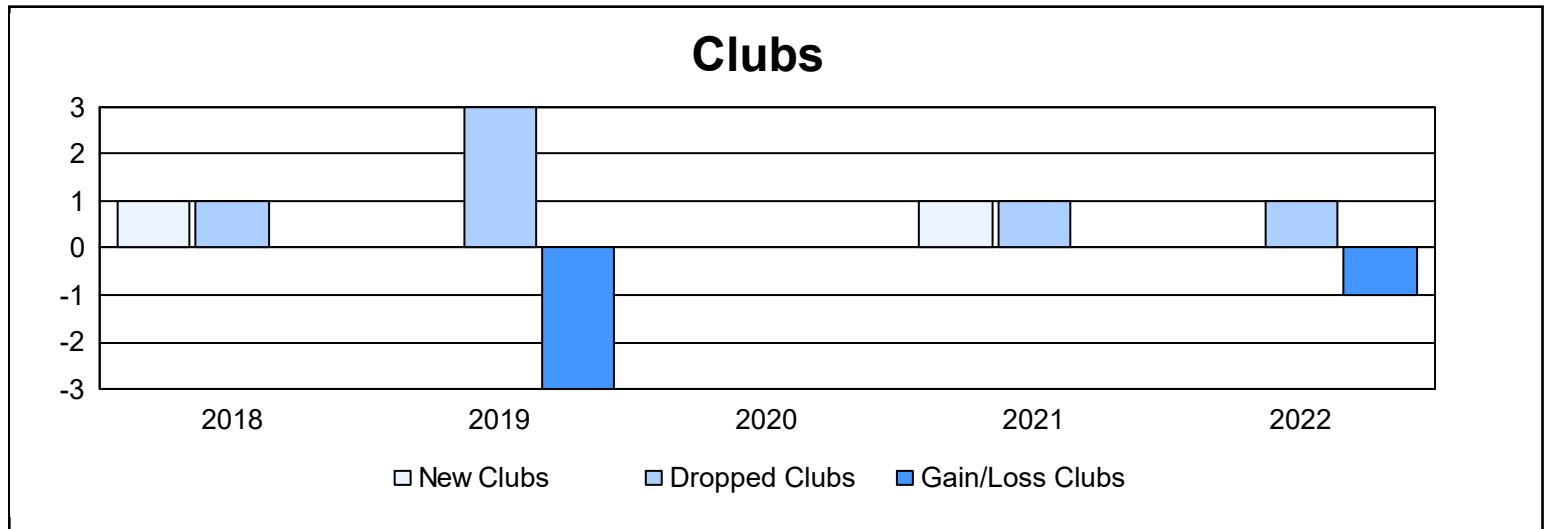
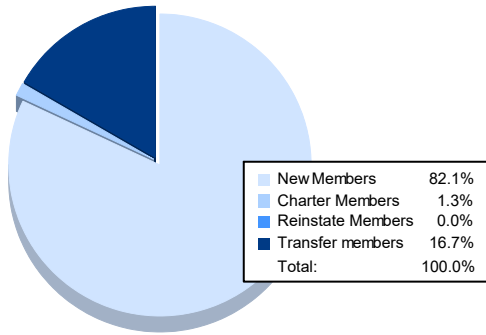


Year	New Clubs	Dropped Clubs	Gain/ Loss Clubs	New Members	Charter Members	Reinstate Members	Transfer Members	Total Member Added	Total Members Dropped	Gain/ Loss Members
2017-2018	1	1	0	80	21	0	5	106	191	-85
2018-2019	0	3	-3	90	0	2	6	98	140	-42
2019-2020	0	0	0	67	0	1	2	70	113	-43
2020-2021	1	1	0	80	14	3	12	109	145	-36
2021-2022	0	1	-1	128	2	0	26	156	143	13
<b>Average</b>	<b>0</b>	<b>1</b>	<b>-1</b>	<b>89</b>	<b>7</b>	<b>1</b>	<b>10</b>	<b>108</b>	<b>146</b>	<b>-39</b>



### Membership Composition June 2022 Cumulative



### Gender Composition June 2022 Cumulative

